

Name: \_\_\_\_\_



## **First Grade Homework Room 6 & 18**

Week of: March 31, 2014

**Return on: April 4, 2014**

\* The spelling test is on Friday, Apr. 4

### **Instructions:**

1. Read daily for at least 15 minutes and complete the attached reading log. Work on the other attached worksheets. Complete at least one math, one Language Arts, and one Chinese page each day.
2. Please have an adult check your work, and have them help you correct any errors.
3. Turn in completed packet on **Friday**.

My child has completed all of the assigned homework and we have reviewed it together.

Parent Signature: \_\_\_\_\_


\*Room 6 :

English spelling test: Every Friday or the last day of the week

Chinese word test: Every Monday or the first day of the week


3/31 – No school

***First Grade Spelling Words***  
***Theme 5 Week 5***



1.     **spoil**
2.     **coin**
3.     **join**
4.     **joy**
5.     **toy**
6.     **boy**
7.     **town**
8.     **mouse**
9.     **eyes**
10.    **enough**


**Challenge words:**  
**voice        enjoy**




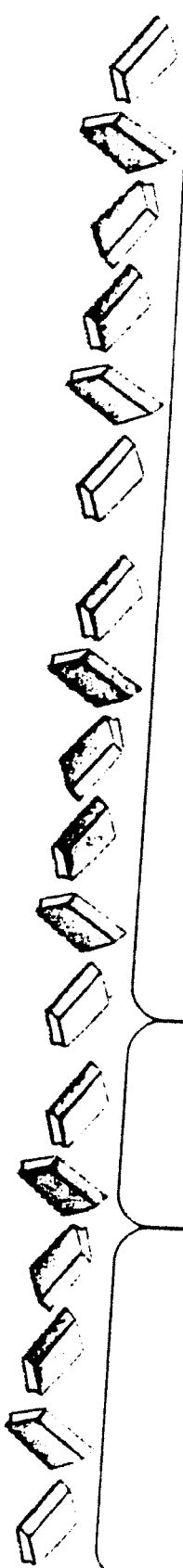
Please read with your child for 15 minutes each day

# Redding Log

Once upon a time



Thursday	Wednesday	Tuesday	Monday	Sample
<div>Book Title</div>	<div>Book Title</div>	<div>Book Title</div>	<div>Book Title</div>	<div>My Friend Rabbit</div>
<div>Minutes</div>	<div>Minutes</div>	<div>Minutes</div>	<div>Minutes</div>	<div>15</div>
<div>Adult Signature</div>	<div>Adult Signature</div>	<div>Adult Signature</div>	<div>Adult Signature</div>	<div>Adult Signature</div>



## Spelling Homework

Write your spelling words three times each.

1. \_\_\_\_\_
2. \_\_\_\_\_
3. \_\_\_\_\_
4. \_\_\_\_\_
5. \_\_\_\_\_
6. \_\_\_\_\_
7. \_\_\_\_\_
8. \_\_\_\_\_
9. \_\_\_\_\_
10. \_\_\_\_\_

Write your spelling words in ABC order:

\_\_\_\_\_, \_\_\_\_\_, \_\_\_\_\_  
\_\_\_\_\_, \_\_\_\_\_, \_\_\_\_\_  
\_\_\_\_\_, \_\_\_\_\_, \_\_\_\_\_  
\_\_\_\_\_

Name \_\_\_\_\_

Fluency:  
Echo Read:  
Phrasing**As I read, I will pay attention to punctuation.**

10 Dan and his father were camping. When they set up  
20 their tent, they were careful. They did not want to  
30 sleep on top of rocks, sticks, and logs. Now they  
37 were cooking hot dogs over the campfire.  
44 "My hot dog is wonderful!" said Dan.  
53 "Mine is burned," said his father. "I was careless  
64 and I cooked it too long." After dinner, they sat by  
75 the fire. It was a cloudless night, so they could see  
85 the moon. They could even see the eyes, nose, and  
92 mouth of the man in the moon.  
99 Dan said, "Let's roast marshmallows, Dad. You  
108 can cook mine. I'm hopeful that you'll burn them  
because I love them that way!" 114

Please practice reading this fluency passage daily. The goal is to be able to read it smoothly without errors. If it is difficult, master a sentence a day. If it has become easy, just read it once through and then read a book of your choice. This can help count toward the 15 minutes of reading each day.

My child has read this passage each day.

Parent signature \_\_\_\_\_



Name \_\_\_\_\_

**Add -es to each word.**

**Write a sentence that has the new word.**

1. hurry

---

---

---

---

---

---

2. study

---

---

---

---

---

---

3. city

---

---

---

---

---

---

4. buddy

---

---

---

---

---

---



---

---

---

---

---

---

Name \_\_\_\_\_

Spelling:  
Long i: i, y, igh**Look at each set of words.****One word in each set is spelled correctly.****Use a pencil to fill in the circle in front of that word.****Sample A is done for you.****Sample A:**

- |                                   |                                    |
|-----------------------------------|------------------------------------|
| <input type="radio"/> A. sadd     | 1. <input type="radio"/> A. bo     |
| <input type="radio"/> B. sad      | <input type="radio"/> B. bu        |
| <input type="radio"/> C. sade     | <input type="radio"/> C. by        |
| 2. <input type="radio"/> A. fynd  | 3. <input type="radio"/> A. bright |
| <input type="radio"/> B. find     | <input type="radio"/> B. brite     |
| <input type="radio"/> C. fighnd   | <input type="radio"/> C. bryte     |
| 4. <input type="radio"/> A. drigh | 5. <input type="radio"/> A. kind   |
| <input type="radio"/> B. dri      | <input type="radio"/> B. kynd      |
| <input type="radio"/> C. dry      | <input type="radio"/> C. kighnd    |
| 6. <input type="radio"/> A. my    | 7. <input type="radio"/> A. nite   |
| <input type="radio"/> B. migh     | <input type="radio"/> B. nyt       |
| <input type="radio"/> C. mie      | <input type="radio"/> C. night     |
| 8. <input type="radio"/> A. rihgt |                                    |
| <input type="radio"/> B. right    |                                    |
| <input type="radio"/> C. ryte     |                                    |



Name \_\_\_\_\_

## A. Write the base word and the ending.

	base word	+	ending
1. flashed	flash		ed
	_____		_____
	_____		_____
2. flashing	_____		_____
	_____		_____
	_____		_____
3. pulled	_____		_____
	_____		_____
	_____		_____
4. pulling	_____		_____
	_____		_____
	_____		_____
5. filled	_____		_____
	_____		_____
	_____		_____
6. filling	_____		_____

## B. Write a short story. Use some of the -ing or -ed words.

\_\_\_\_\_

\_\_\_\_\_

\_\_\_\_\_

\_\_\_\_\_

\_\_\_\_\_

\_\_\_\_\_



**Read the letter.**

**Add the missing commas. Cross out the verbs that are wrong.**

September 3 1922

Dear Nana,

Dad put up a little house in our elm tree.  
"It's a bat house," he say.

Last Monday, my friends came over. We saw five bats go in the house. We sees the bats hanging upside down.

I says, "Bats are fun to watch."

## Your grandson

Joe

A series of horizontal lines for handwriting practice. Each set consists of a solid top line, a dashed midline, and a solid bottom line. There are three such sets of lines stacked vertically.

Name \_\_\_\_\_

**Read the sentences about what Frog and Toad have. Then fill in the chart.**

Frog has five hats and one coat.

Frog has eight socks and two belts.

Toad has two hats and three coats.

Toad has twelve socks and four belts.

What Frog Has	What Toad Has
_____	_____
_____	_____
_____ hats	_____ hats
_____	_____
_____	_____
_____ coat	_____ coats
_____	_____
_____	_____
_____ socks	_____ socks
_____	_____
_____	_____
_____ belts	_____ belts

**Answer the question.**

Who has more socks? \_\_\_\_\_

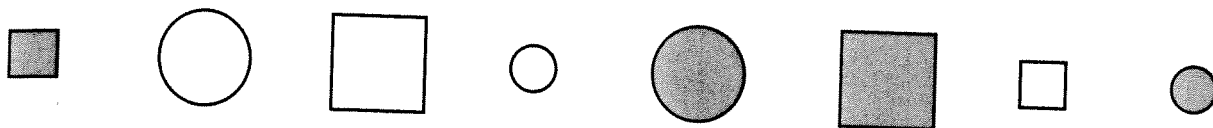
Name \_\_\_\_\_

Reteaching

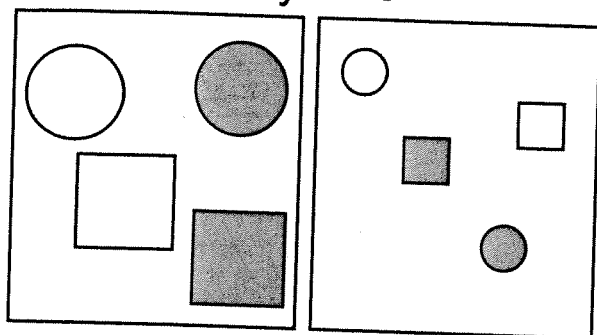
17-4

# Sorting

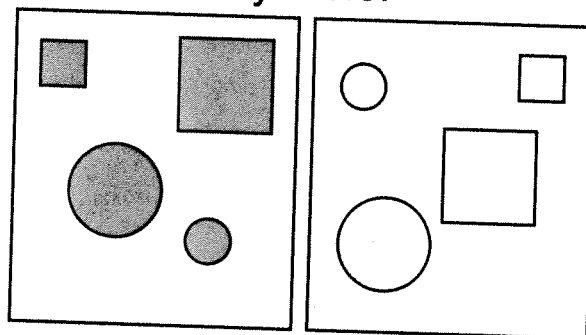
Sort these squares and circles in two different ways.



By Size



By Color



These squares and circles are

big small

These squares and circles are

gray white

1. Sort the squares and circles another way.

Tell the way that you sorted.



These are all

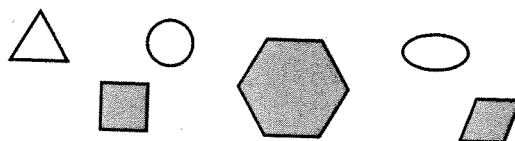
squares

These are all

I sorted by \_\_\_\_\_

## Reasoning

2. Circle the shape that does not belong in the group.



Name \_\_\_\_\_

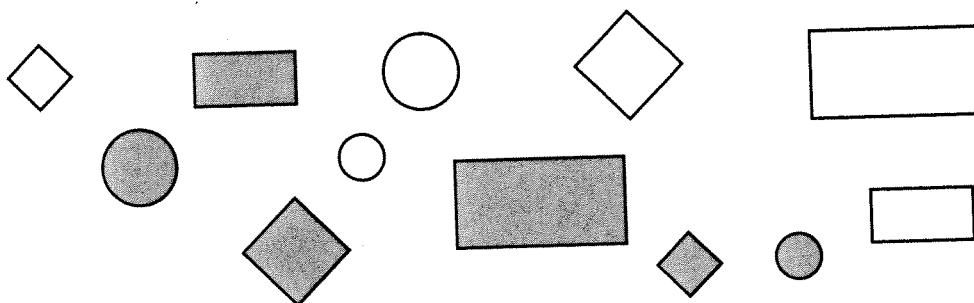
Practice

**17-4**

## Sorting

In what ways can you sort these shapes?  
Draw and color one way.

1.



## Journal

2. Draw another shape.  
Put it in one of the groups above.  
Tell your sorting rule.


Name \_\_\_\_\_

Reteaching

**15-1**

# Using Related Facts

These two facts are related.




The addition sentence and the subtraction sentence have the same 3 numbers.

$$9 + 3 = 12$$

$$12 - 3 = 9$$

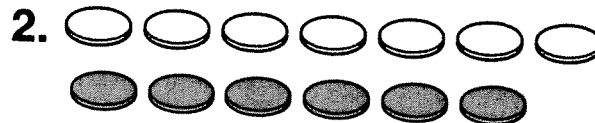
The sum of the addition sentence is the first number in the subtraction sentence.

Add. Then write a related subtraction fact.




$$8 + 4 = 12$$

$$12 - 4 = 8$$




$$7 + 6 = 13$$

$$13 - 6 = \underline{\quad}$$



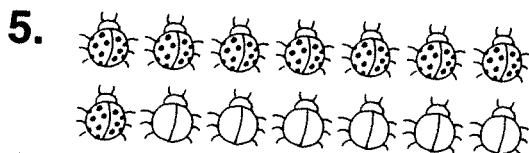
$$9 + 2 = \underline{\quad}$$

$$\underline{\quad} - 9 = \underline{\quad}$$




$$8 + 5 = \underline{\quad}$$

$$\underline{\quad} - 8 = \underline{\quad}$$



$$8 + 6 = \underline{\quad}$$

$$\underline{\quad} - 8 = \underline{\quad}$$



$$8 + 7 = \underline{\quad}$$

$$\underline{\quad} - 8 = \underline{\quad}$$

Name \_\_\_\_\_

Practice

**15-1**

## Using Related Facts

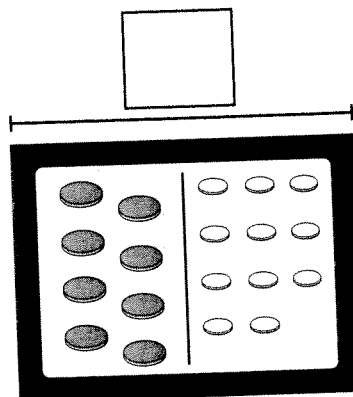
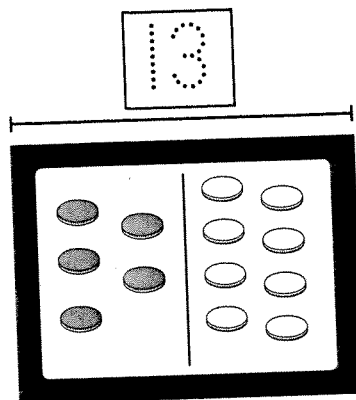
Write an addition fact and  
a related subtraction fact.

1.  $\underline{5} + \underline{8} = \underline{13}$

$\underline{13} - \underline{8} = \underline{5}$

2.  $\underline{\quad} + \underline{\quad} = \underline{\quad}$

$\underline{\quad} - \underline{\quad} = \underline{\quad}$

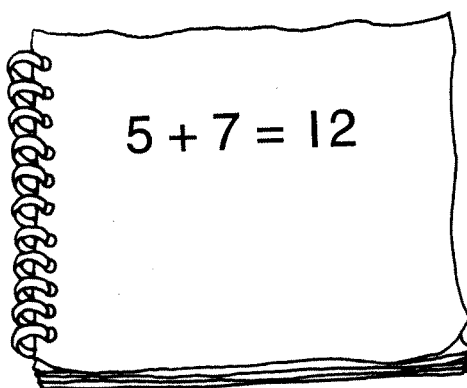


## Reasoning

Solve the problem.

3. Abby's dad wrote this  
addition sentence on  
a piece of paper.

Which subtraction sentence  
is related?



☐  $7 + 5 = 12$

☐  $12 - 9 = 3$

☐  $12 - 7 = 5$

☐  $7 - 5 = 2$

Name \_\_\_\_\_

Reteaching

**15-2**

# Fact Families

This is a fact family.  $8 + 4 = 12$



$$4 + 8 = 12$$



Each number sentence has the same 3 numbers.

$$12 - 8 = 4$$



$$12 - 4 = 8$$



Complete each fact family. Use counters to help you.

1. 

6	11	5
---	----	---

 $6 + 5 = \underline{\quad 11 \quad}$



$$5 + \underline{\quad 6 \quad} = 11$$



$$11 - 5 = \underline{\quad 6 \quad}$$



$$11 - \underline{\quad 6 \quad} = 5$$



2. 

9	5	14
---	---	----

 $9 + 5 = \underline{\quad \quad}$



$$5 + \underline{\quad \quad} = 14$$



$$14 - 5 = \underline{\quad \quad}$$



$$14 - \underline{\quad \quad} = 5$$



3. 

7	6	13
---	---	----

 $7 + 6 = \underline{\quad \quad}$



$$6 + \underline{\quad \quad} = 13$$



$$13 - 6 = \underline{\quad \quad}$$




$$13 - \underline{\quad \quad} = 6$$



**Fact Families**

Write the fact family for the model.

1.




$$\underline{7} + \underline{8} = \underline{15}$$

$$\underline{8} + \underline{7} = \underline{\quad}$$

$$\underline{15} - \underline{8} = \underline{\quad}$$

$$\underline{15} - \underline{\quad} = \underline{\quad}$$

2.



$$\underline{\quad} + \underline{\quad} = \underline{\quad}$$

$$\underline{\quad} + \underline{\quad} = \underline{\quad}$$


$$\underline{\quad} - \underline{\quad} = \underline{\quad}$$

$$\underline{\quad} - \underline{\quad} = \underline{\quad}$$

**Reasoning**

Solve the problem.

3. Which related facts describe this picture?



☐  $4 + 11 = 15, 15 - 4 = 11$

☐  $3 + 7 = 10, 10 - 3 = 7$

☐  $11 - 4 = 7, 7 + 4 = 11$

☐  $7 - 4 = 3, 7 - 3 = 4$



Last Name

姓

First Name

名

wǒ

我

men

们

we

shì

是

are

Last Name

First Name

姓

名

měi

美

guó

国

rén

人

American

Last Name

姓

First Name

名

nǐ

你

You

bū

不

are not

shì

是


Last Name

姓

First Name

名

zhōng

中

guó

国

rén

人

Chinese

spoil

coin

join

joy

toy

boy

town

mouse

eyes

enough

Challenge words:

voice

enjoy